







Name: \_\_\_\_\_ Date: \_\_\_\_\_ Period: \_\_\_\_\_

### INFORMATIVE - Paragraph response TO THE GUIDING QUESTION.

PTS	Criteria for success
<b>A</b> 20-24	 Question is turned into your topic sentence with main details added at the end. (+4).
<b>B</b> 15-19	 Facts, details, quotations, or examples connect to and support your topic sentence (+4).
<b>C</b> 10-14	 Transition words create cohesion and clarify relationships among ideas and concepts. (+4).
<b>NP</b> 1-9	 Language and vocabulary is ample, precise, and explains the topic. (+4).
	 Style is formal and objective - no casual language or contractions are used (+4).
	 Concluding statement clarifies the topic and connects it to a broader context (+4).

---

---

---

---

---







---

---

---

Name: \_\_\_\_\_ Date: \_\_\_\_\_ Period: \_\_\_\_\_

### INFORMATIVE - Paragraph response TO THE GUIDING QUESTION.

PTS	Criteria for success
<b>A</b> 20-24	 Question is turned into your topic sentence with main details added at the end. (+4).
<b>B</b> 15-19	 Facts, details, quotations, or examples connect to and support your topic sentence (+4).
<b>C</b> 10-14	 Transition words create cohesion and clarify relationships among ideas and concepts. (+4).
<b>NP</b> 1-9	 Language and vocabulary is ample, precise, and explains the topic. (+4).
	 Style is formal and objective - no casual language or contractions are used (+4).
	 Concluding statement clarifies the topic and connects it to a broader context (+4).

---

---

---

---

---

---

---

---

